



# JOEN LH

*We Work Hard Today to Upgrade Your Service Tomorrow.*



**PRECISION SURFACE  
GRINDING MACHINE**

ISO-9002 



**JOEN LHM**

WE WORK HARD TODAY TO UPGRADE YOUR SERVICE TOMORROW



**HYDRAULIC**

● JL-2550H ● JL-2550AHR



**HYDRAULIC**

● JL-4080AHR ● JL-4080ATD



## AUTO. DOWN FEED SERIES

### ● JL-6020 AHR

PARALLELED DRESSING ATTACHMENT WITH AUTO. COMPENSATION SYSTEM



## AUTO. DOWN FEED SERIES

### ● JL-5010 AHR ● JL-5010 ATD

# FEATURES

## ● CONSTRUCTION OF MACHINE:

The base, saddle, table, column and wheel head are made of high quality cast iron to ensure rigid grinding and to extend machine life.

## ● 重心穩固、剛性強的結構設計

底座、鞍座、工作台、立柱及主軸座等鑄件採用高品質鑄鐵，再經弛力退火處理以消除鑄件之內應力，剛性強、不變形並保持精度穩定。

## ● SLIDEWAYS:

X and Y slide ways are coated with TURCITE - B and precisely handscraped allowing smoother movement & high accuracy.

## ● 滑軌輕巧、高精度

X, Y軸滑軌面採用最先進、低磨擦、耐磨耗之Turcite B (耐磨片)，並經精密刮花作業處理，使用工作台運動輕巧，確保精度及耐久性。

## ● SPINDLE:

The precision cartridge spindle is incorporated with P4 super precision angular contact ball bearings in a temperature controlled room to ensure the highest accuracy and superior grinding finish.

## ● 砂輪主軸

高精度彈筒式主軸，採用超精密(P4)軸承，在恆溫控制下預壓裝配，採用CNC 主軸專用高級油脂，不需另外加油永遠潤滑，且溫升小，防水防塵性佳，又主軸與馬達(V3級)直結式，可減少機構傳動誤差。

## ● CONTROL PANEL:

ATD series touch-operated control panel is waterproof for easy and convenient operation. The newest microcomputer controllend integrated typies of varied grinding functions.

## ● 觸控式操作面板

ATD系列採用防水薄膜觸控面板，操作簡易，全新PLC控制器及完整的各種研磨功能。

## ● AUTO LUBE SYSTEM:

The machine is provided with automatic lubrication for the slide ways, feed leadscrews and rotating parts whenever the spindle is under the power.

## ● 自動潤滑系統

採用電磁泵浦，控制潤滑油不斷的循環，潤滑所有的滑道、齒輪、螺桿，減少磨損，可耐久使用，以確保機器之精度。

## ● AUTO. DOWN FEED:

All typies may install auto. Downfeed, ( AD5 / ATD ) will add more convenience grinding operation.

Above JL-50 series, auto downfeed "ATD" models are executed by a AC motor to increas working efficiency.

## ● 自動進刀

各式機種可加裝自動進刀功能，操作機台更加簡易。

JL-5010以上的機種，自動進刀，是由伺服馬達加電子手輪控制及操作，可增加工作效率。


# OPTIONAL ACCESSORIES



○ J101 電磁式/永久式磁盤  
Electro/permanent magnetic  
chuck



○ J103 輪頂修整器  
Wheel Parallel Dresser



○ J104 角度修整器  
Angle Dressing Device



○ J105 半徑修整器  
Radius Forming Attachment



○ J106 脫磁器  
Demagnetizer




○ J107 冷卻水箱  
Coolant System



○ J108 乾濕兩用冷卻及吸塵器  
Combination Coolant and  
Dust Exhaust Unit




○ J114 沖子成型器  
Punch Former



○ J115 精密夾鉗  
Tool Makers Vise



○ J122 正弦棒 Sine Bar



○ J119 單用電磁加紙帶過濾水機  
Coolant System with Auto Paper  
Filter and Magnetic Separator

SPECIFICATIONS: 機械規格	MODEL 機型		JL-2550H (AHR/ATD) JL-2550AH	JL-3060AH JL-3060ATD
	DESCRIPTION 項目			
General Capacity 加工能力	Working surface of table (mm) 工作台面積		250x500 (10"x20")	300x648 (12"x25.9")
	Max. table travel (mm) 工作台最大行程		270x550 (10.8"x22")	380x680 (15"x27")
	Max. surface ground (mm) 最大研磨面積		250x500 (10"x20")	300x600 (12"x24")
	Max.distance center of spindle to table 工作台面至主軸中心最大距離		500 mm (20")	600mm (24")
Longitudinal Movement 左右進給	Table speed 工作台速度		5-25 m/min (200"-1000"/min)	
	Table guideway 工作台滑道		V & Flat way	
Cross Movement 前後進給	Auto. Cross feed increment approx. 每次自動進給		Manual 0.1mm-12mm	0.1mm-5.5mm (0.004"-0.22")
	Rapid power cross feed (mm/min) approx. 快速進給		Manual 900 (36") 50Hz 1100 (44") 60Hz	1200 (48") 50Hz 1400 (56") 60Hz
	Cross feed on hand wheel 手輪每轉 1 rev. 手輪每刻度 1gra.		5mm (0.2") 0.02mm (0.0008")	
Vertical Movement 上下進給	Rapid power head elevation approx. (OPTION) 快速進給	60Hz 50Hz	550mm/min (22"/min) 450mm/min (18"/min)	AH 420(350)mm/min (16.8")(14"/min) ATD 280(230)mm/min (11.2")(9.2"/min)
	Vertical feed on hand wheel 手輪每轉 1 rev. 手輪每刻度 1gra.		2mm (0.08") 0.01mm (0.0004")	
	Auto. Down feed (OPTION) 自動進給		0.001mm-0.999mm/Time (0.00004"-0.00396"Time)	
Grinding Wheel 砂輪	Wheel speed 主軸轉速	60Hz/50Hz	3500R.P.M.(60Hz)/ 2900R.P.M.(50Hz)	1750R.P.M./ 1450R.P.M.
	Wheel dimension (mm) 砂輪尺寸		180x13x31.75 max 200x20x31.75 (7" x 0.5" x 1.25" max 8"x0.75"x1.25")	355x37.5x127 (14.2" x 1.5" x 5")
Motors 馬達	Spindle motor 主軸馬達		2 HP	5 HP x 4P
	Hydraulic pump motor 油壓馬達		1 HP	2 HP x 6P
	Auto. Cross feed motor 前後馬達		1/5 HP	1/5 HP x 6P
	Rapid head elevation motor 升降馬達		1/5 HP(Option)	5RK-90A-S(AH), PK299-01A (ATD)
	Coolant motor 冷卻幫浦馬達		1/8 HP(Option)	1/8 HP (Option)
Sound pressure level	Sound pressure level 噪音值		below 78dB(A)	
Weight 重量	Machine Net weight 機器淨重	Kgs	1350 (2970 Lbs)	2000 (4400 Lbs)
	Packing Gross weight 裝箱毛重	Kgs	1550 (3410 Lbs)	2300 (5060 Lbs)
Size 尺寸	Machine Floor space 機器作業空間	(mm)	3250x2400 (128"x95")	2600x2050 (104"x82")
	Packing dimension(LxWxH) 包裝尺寸	(cm)	212x146x200 (84"x58"x79")	224x196x210 (90"x78"x84")

B:B series are three axes manual, longitudinal with ball rolling way.

H: H series are longitudinal by Hydraulic, and cross feed & vertical axes are manual

AH: AH series are Auto cross feed & Hydraulic longitudinal, and vertical axis is manual

AHR: AHR series are Auto cross feed & Hydraulic longitudinal, and vertical axis is Rapid feed

ATD: ATD series are Auto cross feed & Hydraulic longitudinal, and computerized auto down feed

unit:mm ( ):inch

JL-4080AH JL-4080AHR	JL-4080ATD	5010 AHR(ATD) JL-6010 AHR 7010 AHR	5015 AHR(ATD) JL-6015 AHR 7015 AHR	5020 AHR(ATD) JL- 6020 AHR 7020 AHR
400x800 (16"x32")	400x800 (16"x32")	500x1050 (20"x41") 600x1050 (24"x41") 700x1050 (28"x41")	500x1550 (20"x61") 600x1550 (24"x61") 700x1550 (28"x61")	500x2050 (20"x81") 600x2050 (24"x81") 700x2050 (28"x81")
450x860 (18"x34")	450x860 (18"x34")	560x1150 (22"x45") 660x1150 (26"x45") 760x1150 (30"x45")	560x1650 (22"x65") 660x1650 (26"x65") 760x1650 (30"x65")	560x2150 (22"x85") 660x2150 (26"x85") 760x2150 (30"x85")
400x800 (16"x32")	400x800 (16"x32")	500x1050 (20"x41") 600x1050 (24"x41") 700x1050 (28"x41")	500x1550 (20"x61") 600x1550 (24"x61") 700x1550 (28"x61")	500x2050 (20"x81") 600x2050 (24"x81") 700x2050 (28"x81")
550 mm (22")	550 mm (22")	600mm (24") [Standard] 800mm (32") & 1000mm (40") [Option]		
5-25 m/min (200"-1000"/min)		5-25 m/min (200"-1000"/min)		
V & Flat way		V & Flat way		
0.1-20mm (0.004"-0.8")		0.1-20mm (0.004"-0.8")		
1100mm/min(44"/min) 60Hz 900mm/min(36"/min) 50Hz		1100mm/min(44"/min) [60Hz] 900mm/min(36"/min) [50Hz]		
5mm (0.2") 0.02mm (0.0008")		5mm (0.2") 0.02mm (0.001")		
260mm/min (10.4"/min) 220mm/min (8.8"/min)		210mm/min (8"/min) 60Hz [Standard] 180mm/min (7"/min) 50Hz [Standard]		
2mm (0.08") 0.01mm (0.0004")		0.2mm (0.008") 0.001mm (0.00004")		
0.001mm-0.999mm/Time(0.00004"-0.00396"Time)		0.001mm-0.999mm/Time (0.00004"-0.00396"Time) [Option]		
1750 R.P.M.(60Hz)/1450 R.P.M.(50Hz)		1750 R.P.M.(60Hz)/1450 R.P.M.(50Hz)		
405 x 50 x 127 mm ( 16" x 2" x 5" )		405 x 50 x 127 mm ( 16" x 2" x 5" )		
5 HP		10 HP		
2 HP		3 HP	5 HP	
1/5 HP		1/5 HP		
1/5 HP (Option)		1/2 HP		
1/8 HP (Option)		1/4 HP		
below 78dB (A)		below 78dB(A)		
3250 (7150 Lbs)		6000 (13200 Lbs) 6300 (13860 Lbs) 6600 (14520 Lbs)	7200 (15840 Lbs) 7500 (16500 Lbs) 7800 (17160 Lbs)	8400 (18480 Lbs) 8700 (19140 Lbs) 9000 (19800 Lbs)
3500 (7700 Lbs)		6800 (15000 Lbs) 7100 (15620 Lbs) 7400 (16280 Lbs)	8100 (17820 Lbs) 8400 (18480 Lbs) 8700 (19140 Lbs)	9400 (20680 Lbs) 9700 (21340 Lbs) 10000 (22000 Lbs)
3450x2000 (136"x179")		4600x2300x2200 (181"x91"x87")	5150x2300x2200 (203"x91"x87")	6150x2300x2200 (242"x91"x87")
276x228x215 (109"x90"x85")		376x228x228 (148"x90"x90")	391x228x228 (154"x90"x90")	477x228x228 (188"x90"x90")

三軸手動，左右鋼珠滑軌  
左右油壓  
左右油壓+前後自動  
左右油壓+前後自動+上下快速升降  
三軸自動，微電腦控制

**NOTE :** The contents of this brochure are for reference only and the manufacturer reserves the right to modify the design specifications, mechanisms.....etc. without notice.

# STANDARD ACCESSORIES



- Grinding wheel
- Wheel flange
- Flange extractor
- Wheel balancing arbor
- Wheel balancing base
- Wheel dresser with diamond
- Leveling screw and plates
- Tool box with adjusting tools
- Coolant System(JL-50 60 only)
- Operation manual with test report



# JOEN LIH



準力機械股份有限公司  
台中縣潭子鄉大豐路1段240之1號

Web site://www.joenlih.com.tw  
E-mail:joenlih@ms14.hinet.net

**JOEN LIH MACHINERY CO., LTD.**  
No. 240-1, TAFENG RD., SEC.1, TANTZU HSIANG,  
TAICHUNG HSIEN, TAIWAN, R.O.C.  
TEL:886-4-25349475. 25352788  
FAX:886-4-25339001